

## **TIME TO EVACUATE**

### **STAY CALM & FOLLOW YOUR PLAN**

#### **LEAVE EARLY**

Make sure you have the identification, registration, and vaccination papers on each equine.

Load your first aid and emergency boxes.

Load extra feed, hay & water.


Call ahead to your evacuation location. Give them details on your arrival, and time to prepare for you and your equine.

Load your personal emergency and first aid kit.

Check the trailer and vehicle.

Leave information at the barn and your home that you have evacuated. Leave a phone number or way for you to be contacted.

Stop every few hours to allow your equine time to relax and offer them water.



**DELAWARE**  
EQUINE COUNCIL



## **STEPS TO TAKE AFTER DISASTER**

Check your barn for damage.

Make sure there are NO down power lines.

Check your fence and pasture for debris or other hazards.

Be alert for wild animals like raccoons, fox or skunks that could endanger your equine.

Make sure that the water is ok for drinking.

Familiar scents and landmarks may be different and your equine may be confused. Treat them like they are in a new location for the first time.

Check with your vet or Delaware Department of Agriculture for information about any disease outbreaks that may have occurred due to the disaster.

Be prepared to show documentation and proof of ownership of your equine.

#### **CONTACTS**


[www.state.de.us/dema/index.htm](http://www.state.de.us/dema/index.htm)

[www.delawareequinecouncil.org](http://www.delawareequinecouncil.org)


<http://dda.delaware.gov>

[www.hsus.org](http://www.hsus.org)

[www.horsecouncil.org](http://www.horsecouncil.org)



# **DISASTER PREPAREDNESS FOR EQUINE IN DELAWARE**



**DELAWARE EQUINE COUNCIL INC.**  
P.O. Box 158  
Harrington, Delaware 19952

[www.delawareequinecouncil.org](http://www.delawareequinecouncil.org)  
[www.delawareequinecouncil.com](http://www.delawareequinecouncil.com)